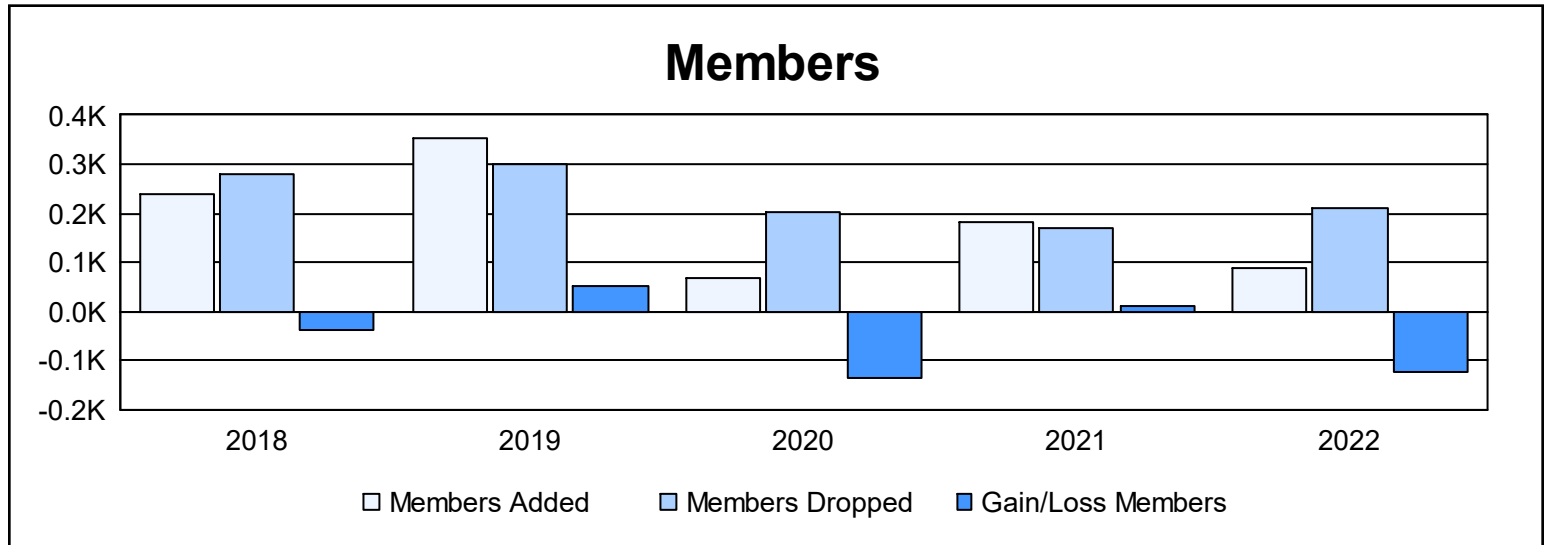
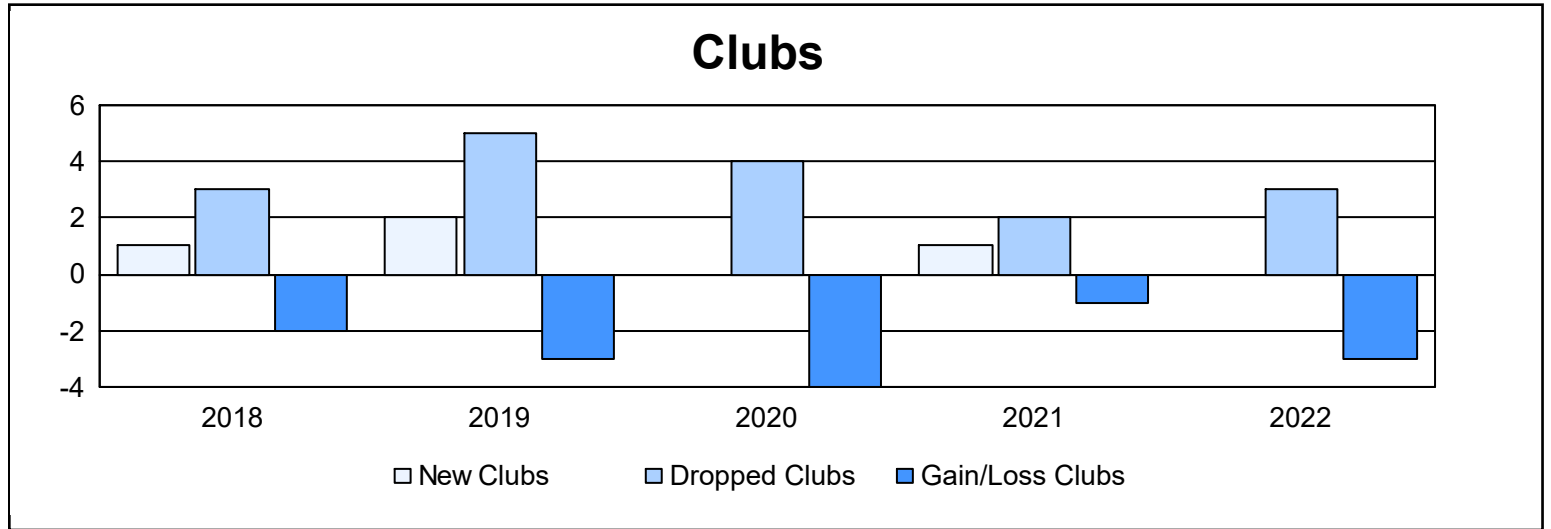
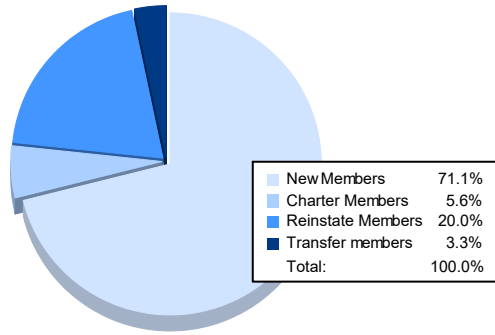


Year	New Clubs	Dropped Clubs	Gain/ Loss Clubs	New Members	Charter Members	Reinstate Members	Transfer Members	Total Member Added	Total Members Dropped	Gain/ Loss Members
2017-2018	1	3	-2	177	35	11	17	240	279	-39
2018-2019	2	5	-3	266	58	12	17	353	300	53
2019-2020	0	4	-4	58	2	3	6	69	204	-135
2020-2021	1	2	-1	147	20	6	11	184	171	13
2021-2022	0	3	-3	64	5	18	3	90	212	-122
<b>Average</b>	<b>1</b>	<b>3</b>	<b>-3</b>	<b>142</b>	<b>24</b>	<b>10</b>	<b>11</b>	<b>187</b>	<b>233</b>	<b>-46</b>



### Membership Composition June 2022 Cumulative



### Gender Composition June 2022 Cumulative

